

Not all doors are
made equal



ROCKDOOR

PROTECTING
HOMES SINCE
1997





Performance	
An Inner Strength	4
S-Glaze	6
Lock Security	8
Cylinder Security	10
Thermal Performance	12
Door Styles	
Vogue	14
Vermont	20
Dakota	24
Indiana	26
Illinois	28
Portland	30
Newark	32
Jacobean	34
Arcacia, Montana, Georgia & Kentucky	36
Regency, Colonial & Windsor	38
Carolina & Tennessee	40
English Cottage & Cottage	42
Stable Door	44
French Doors & Double Doors	48
To Help You Decide	
Door Designer	50
Door Styles	52
3D Glass	58
Glass Options	59
Furniture Options	60
Extra Security	62
Colour Options	64
Energy Ratings	66

Welcome to Rockdoor

Rockdoor has been the driving force behind composite door technology for over 20 years. During that time, more than half a million doors have been produced at our Lancashire innovation and production centre.

We are proud to offer a comprehensive collection of door styles, colours and glass designs which are exclusive to Rockdoor. From the detailing of our door mouldings through to our stunning 3D glass designs, you won't find them anywhere else but Rockdoor.



But what good is stylish if it's not safe and secure?

To ensure you and your family's safety, we use solid steel for our hook locks, 3 star locking cylinders, high impact PVC-U skins to resist cut-through, carbon fibre to reinforce our inner frame and a unique S-Glaze system that locks the glass into your door for life. Security is in our DNA.

All our doors are guaranteed for 10 years. Please visit Rockdoor.com for more information.

The toughest, safest and most energy efficient door.

You can rely on your Rockdoor.



It's important to know what goes on under the surface of a Rockdoor, as this is what makes our door so strong and secure.

■ Hooks

Sintered steel hooks with a 25mm throw engage into the reinforced outer frame.

■ S-Glazing

No cassettes giving greater resistance to glass removal, perfect colour match and no air or water leakage.

■ Engineered Inner Frame

A welded and reinforced door skeleton is impervious to moisture ensuring it won't swell or rot.

■ Reinforced Frame

Rockdoor's reinforced carbon fibre inner frame is the strongest door frame on the market.

■ Cylinder

3 star diamond sold secure cylinders prevent forced attack.

■ Deadbolt

Secures the door sash to the outer frame acting as part of the multipoint lock.

Made to Measure

All our doors are made to measure and not cut to fit. Standard composite doors are cut to fit which weakens the door overall.



An Inner Strength

■ Outer Frame

PVC-U multi-chambered, insulated outer frame for high levels of thermal performance and strength.

■ Hinge Block

Provides the strongest fixing points available when installing the door.

■ Steel Keeps

Steel hook locks engage into full length steel keeps preventing forced entry.

■ Hinges

Engineered 3 way adjustable hinges secured into the reinforced frame for extra strength.

■ High Impact Door Skins

Thick and tough 3mm PVC-U door skins both internally and externally resist cutting and impacts.

■ High Density Core

60% stronger than standard composite doors.

Designed to be Secure

Rockdoor meets and exceeds all industry standards. In fact, we achieved Secured by Design accreditation back in 1999.

Security. It's in our DNA

S-Glaze

S-Glaze. Exclusively from Rockdoor


All Rockdoors feature our unique S-Glaze technology. It means the glass is locked into your door for life.

This prevents forced entry through the glass as there is no glazing bead to attack whilst also eliminating draughts through the glazing apertures improving the door's thermal performance.

S-Glaze for Security

Contrary to popular belief, burglars prefer to quietly unclip and remove the glazing panels in front and back doors rather than smash their way through them. And with most composite doors, it only takes them a minute or two as the glass is clipped in.

In Rockdoors, the double glazing is instead part of the door itself. It can't be removed.



Not all doors are made equal.

PROTECTING
HOMES SINCE
1997



Secured by Design

To ensure your door is Secured by Design accredited please ask your installer.

Burglar Proof Locks

70% of burglaries involve forced entry through the front or back door. Back doors in particular are vulnerable as they are often out of sight, so a strong and secure Rockdoor front and back is important.

Multipoint Hooks

Our steel hook locks slide into steel keeps that run the full length of the outer frame. It means your Rockdoor can't be forced open.

Deadbolt

The door sash is secured using the steel hooks, and then secured in place with a deadbolt that engages into the centre of the door frame for maximum strength.

Gearbox

Although unseen, our multipoint lock gearboxes play an integral part in your door's security. They house our huge hook locks whilst ensuring smooth lock functionality.



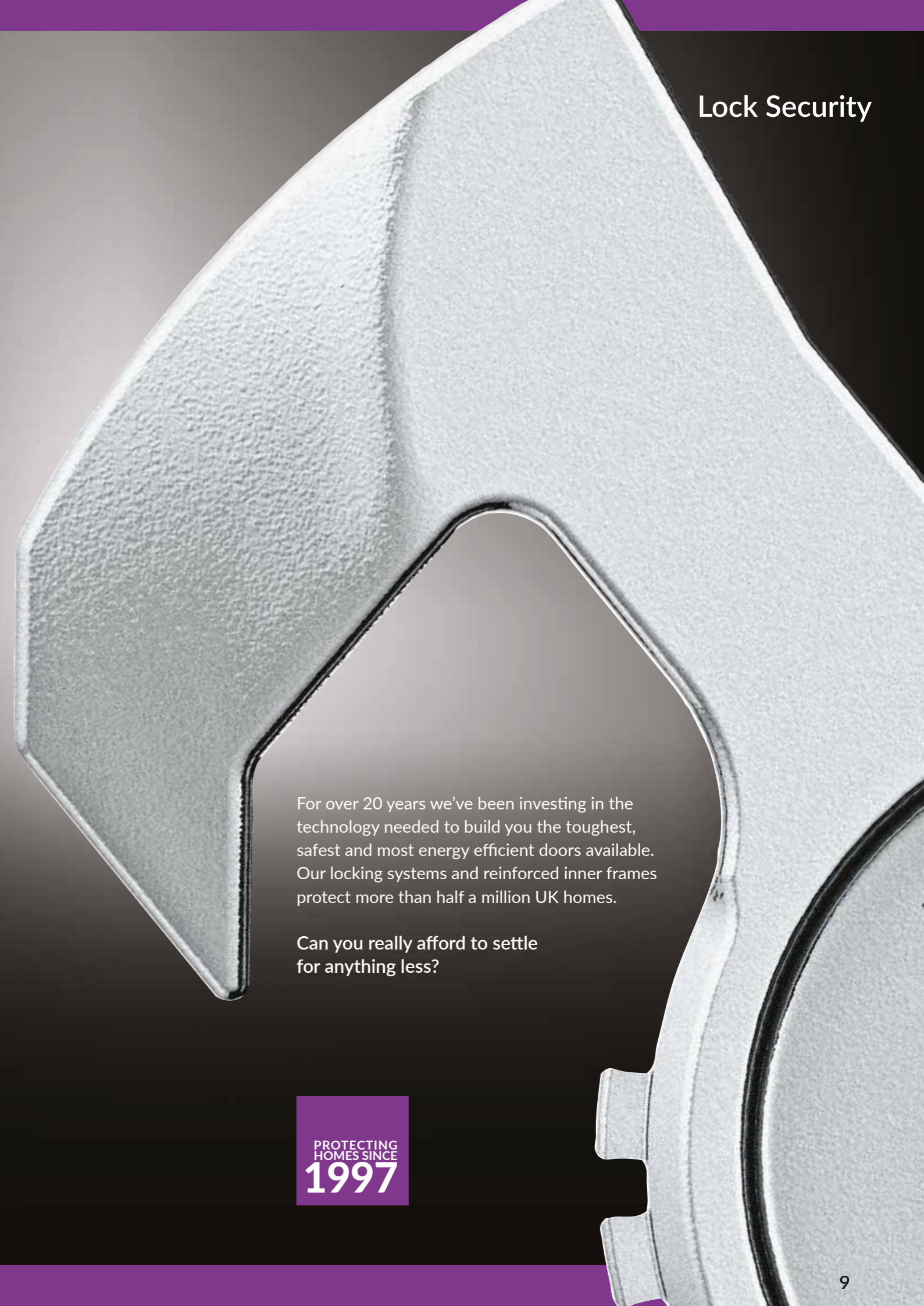
In fact, it's so hard to break through a Rockdoor that the Fire Service visited our manufacturing facility for training on how to do so in the rare event of an emergency. To help them during their practice sessions, they used a high tech diamond-tipped power saw which even expert burglars don't carry with them.



Secured by Design

To ensure your door is Secured by Design accredited please ask your installer.

Lock Security



For over 20 years we've been investing in the technology needed to build you the toughest, safest and most energy efficient doors available. Our locking systems and reinforced inner frames protect more than half a million UK homes.

Can you really afford to settle for anything less?

PROTECTING
HOMES SINCE
1997

Diamond Secure 3 Star Cylinders

It's reassuring to hear and read about 3 star cylinders, multipoint locks, 50mm thickness, reinforced frames, toughened glass, S-Glaze technology and high impact PVC-U skins.

But we know what matters most as you lock up your home is that the only way to get past your Rockdoor is with your key.

That's why Rockdoors come with a 3 star security rating – the best there is.

Forced Attack

Prevention is the cure to stop forced entry into your home. The cylinders we use are designed to go into 'lock down mode' if the attempt of forced entry is detected keeping you and your property secure.

Snapping

An innovative sacrificial front section is designed to snap away if attacked by an intruder, which in turn shuts down the locking mechanism and prevents access to the inner workings of the lock keeping you safe.

Drilling

You'll have probably never heard of it, but our cylinder features a solid cam which is made of a material called 'Molybdenum'. It's much stronger than steel to ensure your lock can withstand any burglar's attempts to drill through your lock.



Our lock cylinders are burglar proof. A TS007 3 star rating (the highest available), SS 312 Sold Secure Diamond Standard and Secured by Design accreditation see to that.

Key to Your Castle

If you buy cheap you invariably buy twice. So we've made no effort to cut corners. When it comes to protecting you and your loved ones, we've been tried, tested and trusted for over two decades.

Don't settle for second best.
Choose Rockdoor to protect your home.

PROTECTING
HOMES SINCE
1997



Secured by Design


To ensure your door is Secured by Design accredited please ask your installer.



Sold Secure

3 Star Cylinder Master Locksmith Association's highest possible rating – SS312 Sold Secure Diamond status.





What Else Can We Say?

Like your safety, your energy bills are in good hands.

A combination of material choices such as PVC-U and a 50mm thick high density polyurethane core, and unique manufacturing techniques such as S-Glaze Technology make Rockdoor the envy of door manufacturers across the land.



Thicker Door Sash

With high impact 3mm PVC-U skins, 50mm sash and high density core – Rockdoors can't be cut through.

S-Glaze Technology

S-Glaze doesn't just keep homeowners secure, it stops draughts through the glazing aperture. The glass unit is part of the door itself, not clipped in afterwards, therefore not leaving air leakage gaps.

Thermally Efficient Materials

PVC-U skins, thermally efficient glass, reinforced frames and polyurethane foam work together for the best energy ratings available.



With clear backing glass and a low PVC-U threshold most Rockdoors can achieve an A+++ thermal rating – the highest available. No other door manufacturers can come close. Please see page 66 for more information.

Not all doors are made equal.

Vogue


The Vogue Cube (4 squares) and Vogue Optima (5 squares) provide a truly stunning look, allowing you to create a modern contemporary entrance for your home. The clever effect of the 3D glass changes throughout the day. It's like having an ever changing glass design.

The Vogue Cube features inward squares, whereas the Vogue Optima design is the reverse and features outward squares (so the individual squares are on the front piece of glass).



Vogue

The Vogue Shade looks just as good on the inside as it does on the outside. The Shade looks truly stunning at sunset.





Vogue Archer



A little step to the left or right gives a totally different dimension to the Vogue Archer. The linear sandblasted design creates fantastic kerb appeal.



Sunrise



Midday



Sunset



Vogue Haze



Vogue



Sunrise



Midday



Sunset

The Vogue Haze (above) adds a totally different dimension to any home and becomes a great talking point with neighbours. The combination of sandblasted and sandstone effect glass work perfectly together.



Vogue Cube



Vogue Ocean



Vermont Grey Shades

The Vermont Grey Shades (left) is a popular design with homeowners looking for a traditional bevelled design with a contemporary door style. The grey glass bevels and sandblasted glass accentuate the door mouldings, whilst the clear lines provide extra detailing.

The Vermont Continuity (right) is subtle but stunning. The 3D glass emphasises the door mouldings with clear glass lines that run through on the front facing piece of glass, with the reverse on the inner piece of glass.



Vermont Continuity

Vermont




Vermont Haze



Vermont

The Vermont Shade (left) and the Vermont Haze (below) are both 3D effect glass designs that can transform your home. Whether you prefer the rectangular shapes of the Shade or the artistic free flowing lines of the Haze, you'll be sure to be the envy of your neighbours.



Vermont Shade **3D GLASS**



3D GLASS Vermont Haze



Vermont Grey Shades



Sunrise



Dakota

Stylish, secure and energy efficient describe the Dakota perfectly. Whether chosen to provide total privacy or in between two glass side panels, the Dakota provides a touch of class.



Indiana

The slick lines of the Indiana have made it one of the most popular styles Rockdoor manufacture. When combined with a stainless steel bar handle, a knocker and a letterplate, the results are phenomenal.





Illinois Inspire

The Illinois is similar in style to one of our best-selling doors, the Jacobean, but features slightly longer glass apertures and a delicate swept head. Choose from 4 different glass designs as shown, or choose sandblasted glass for a contemporary finish.



Illinois Empire



Illinois Inspire



Illinois Pinnacle



Portland Horizon



Portland Beacon



Portland Beacon

If your priority is letting light in, look no further than the Portland. As well as the security of S-Glaze glass, you've the option of ornate glass bevels and stunning gluechip glass.



Portland

Portland Apostle



Old meets new in this modern take on a traditional classic. Newark's moulding lines blend Victorian characteristics with contemporary styling. Newark Bright Star (left) is a particular favourite with owners of newer style homes, whereas the Lantern suits older style homes.



Newark Lantern



Newark Citadel



Newark Jubilee



Combining traditional lines with stunning glass design options, the Jacobean Rockdoor looks just as great at the front as at the back of your house – particularly when surrounded with glass side panels.

Arcacia, Montana, Georgia & Kentucky



Arcacia Summit

Modelled on traditional timber doors but built without any of the limitations and drawbacks of wood, this popular quartet features a selection of ornate glass designs and deep timber-effect mouldings.



Georgia Constellation



Kentucky Summit



Montana Libra





Front or back, terrace or town house....these three are among our most popular styles. And remember, as with all Rockdoors, style and kerb appeal never compromise safety, security and energy efficiency.



Similar in style, the Carolina and Tennessee are popular door styles within our range for homeowners looking for traditional effect entrance doors. The Carolina features a Georgian look and feel to the glazing aperture and provides high levels of privacy, whereas the Tennessee lets in more light and is available with different glass designs.



English Cottage Clear Glass



English Cottage Clear Glass



English Cottage Clear Glass



Cottage Spy View Clear Glass

Ever so slightly different in style and both extremely popular. The English Cottage features a narrow mid rail and a curved top moulding detail, with the Cottage featuring a deeper mid rail and straight top moulding detail.



English Cottage & Cottage

English Cottage Square Lead



Stable doors add charm and convenience, and it's no surprise that they're such a firm favourite. They allow the outside in by acting as both a door and a window.

Rockdoor Stable Doors

In the past there was once the prospect of leaking weather seals and misfits over time as a result of warping wood. Not anymore. Every maintenance-free Rockdoor Stable Door is made to measure and features all the technology you need to enjoy headache-free stable door convenience.

Practical

A slide bolt allows you to operate the top of the door independently of the bottom of the door, helping you bring the outside in. It's also a great way to keep pets inside whilst letting fresh air in.



Stable View Light Clear Glass



Stable View Light Clear Glass

Unique

Unique to Rockdoor, our tried and tested custom-made centre seal ensures the door acts as one. You won't need to worry about leaks.



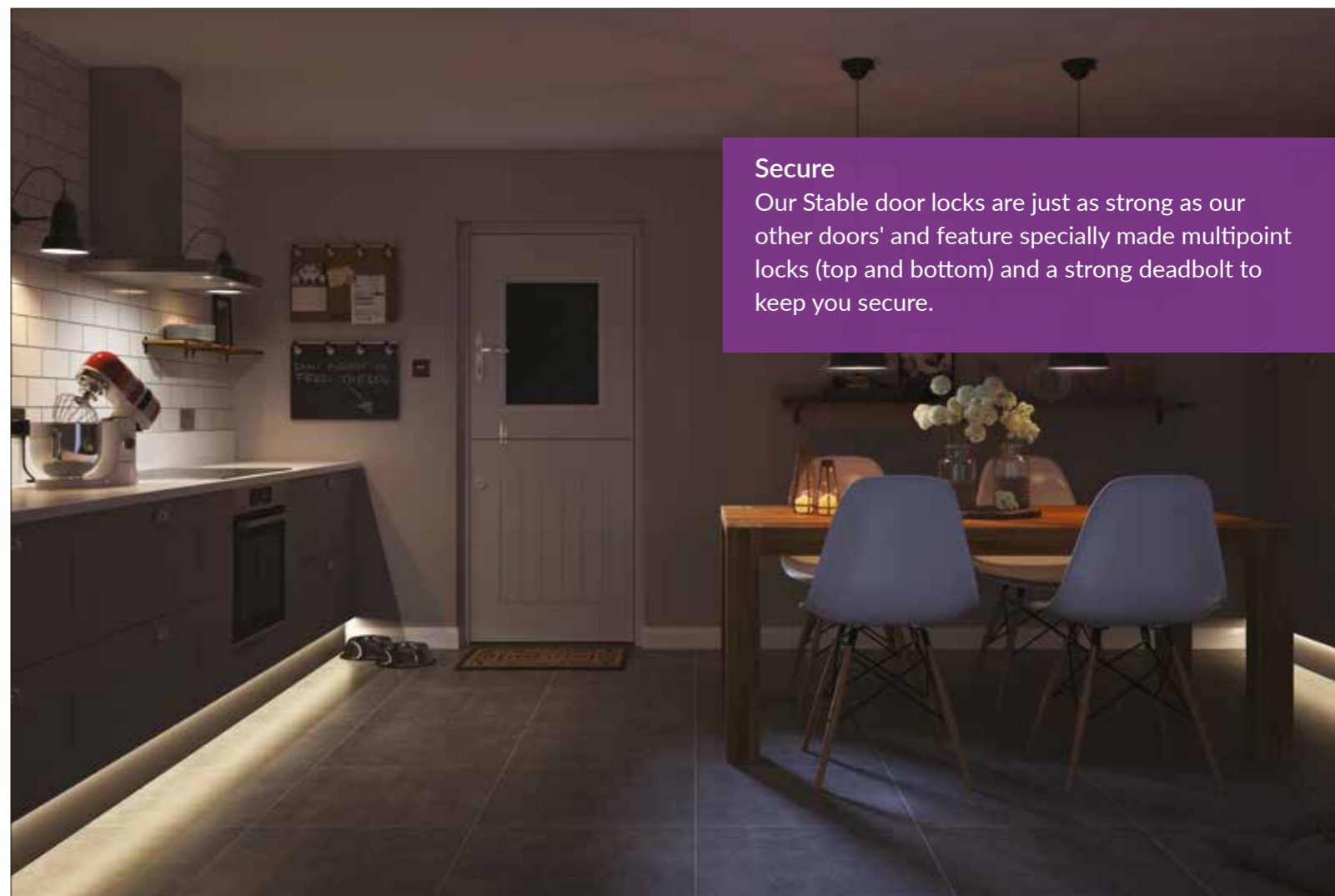
Stable Spy View Clear Glass

Stable Door

Rockdoor.
Tried, Tested &
Trusted.

20 Year History

The Stable door pictured here was installed on a coastal property on the Isle of Man 20 years ago and still looks good today.



Secure

Our Stable door locks are just as strong as our other doors' and feature specially made multipoint locks (top and bottom) and a strong deadbolt to keep you secure.

Not all doors are made equal.

French Doors & Double Doors

Choosing Rockdoor French Doors or Double doors means you don't have to compromise on safety.

Multipoint locks, deadbolts and high security hinges are joined by restrictors and shoot bolts which engage into the top and bottom of the outerframe for total security.



Secured by Design Rockdoor French Doors

They may look great and let lots of light into a room, but they were once easy prey for burglars. Rockdoor French Doors were the first in the industry to achieve Secured by Design accreditation for safety and security – whilst also being extremely energy efficient.

Can't Find Your Perfect Door?

Online Designer

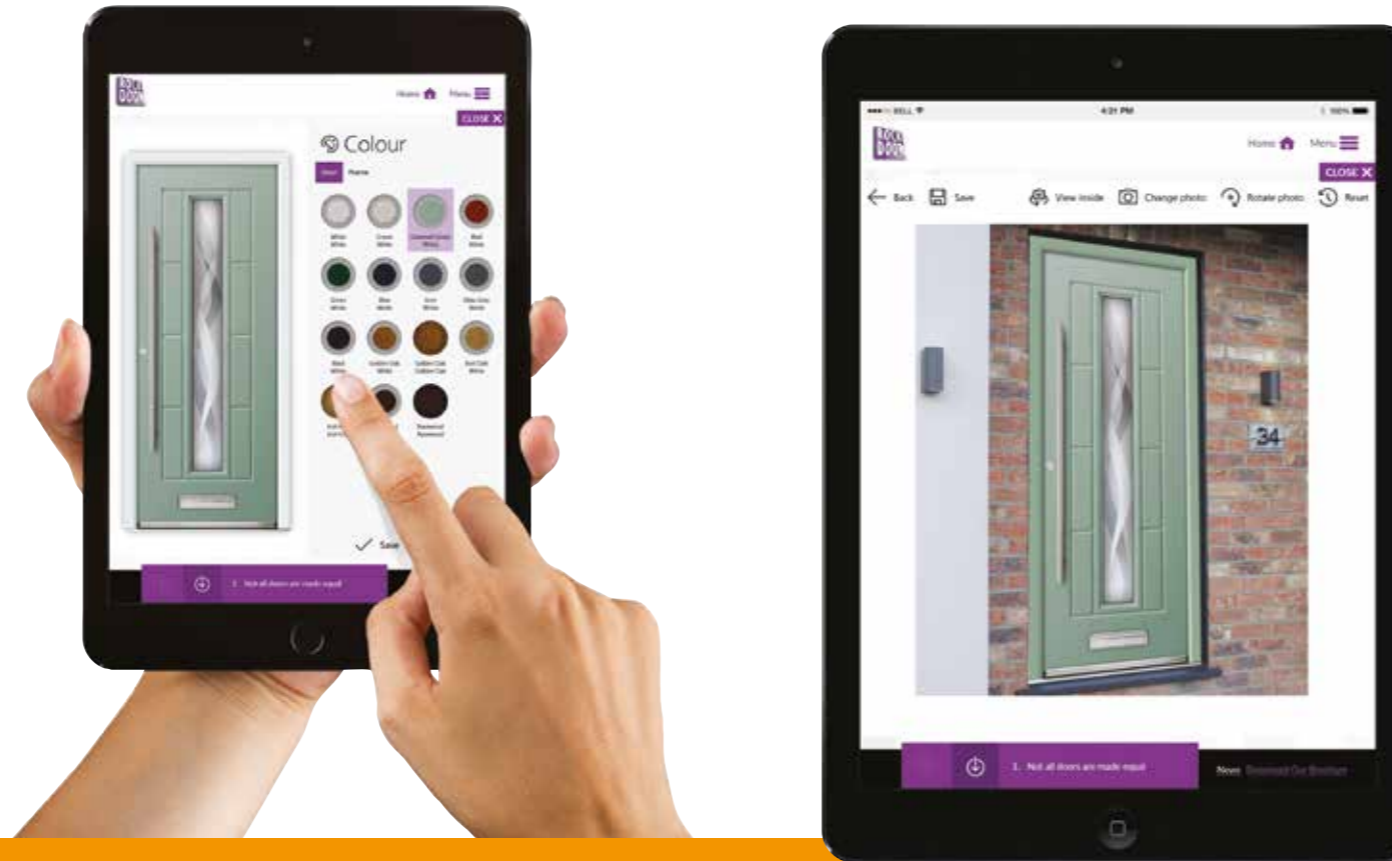
Choose any door, any colour and any glass design from our extensive collection to help you find the perfect door.

Easy to Use

Follow the step by step process which will help you configure the door you want. The combinations are endless.

Visualise on Your Home

Once designed, you can visualise on your own home by taking a picture on your mobile device, or uploading one from your PC.



Door Designer

Choose Your Perfect Door

Choosing a door is a big decision, so you'll want to be sure you're making the right decision. Visualising a Rockdoor on your home will help you choose right the door to suit your surroundings.

Visit Rockdoor.com to get started.

Online Door Designer



Need Some Inspiration?

Check out our Social Media

Instagram, Pinterest, Facebook, Twitter – whatever your preference, search for us online to see thousands of installed doors keeping Britain's families secure.

Community of Happy Homeowners

Thousands of homeowners every year, for the last 20 years, have chosen Rockdoor to keep their family safe and secure. We hope you'll be joining them.



Inspire Others

We absolutely love receiving pictures of installed Rockdoors. We pride ourselves on their security and style, so seeing them enhancing your home is great.

If you can, we'd love for you to send us pictures of your installed door to inspire future Rockdoor homeowners.

Simply email us Installations@rockdoor.com or tag us on social media [@rockdoorltd](https://www.instagram.com/rockdoorltd)



PROTECTING
HOMES SINCE
1997

Jacobeau



Illinois



Vermont



Newark



Vogue



Portland



* Contains Gluechip glass in the design.

Indiana



Montana



Clear Glass Libra* Renaissance*

Tennessee



Clear Glass Dorado* Summit Ellipse Linear Crystal Bevel

Dakota



Georgia



Clear Glass Constellation* Northern Star*

Windsor



Clear Glass Triton* Titania* Summit Ellipse Linear Crystal Bevel

Arcacia



Clear Glass Cosmopolitan* Summit Ellipse Crystal Bevel

Classic



Clear Glass Clear Glass

Kentucky



Clear Glass Aquarius* Summit Ellipse Linear Crystal Bevel

* Contains Gluechip glass in the design.

Stable Spy View



Clear Glass Clear Glass Clear Glass

Stable View Light



Clear Glass Clear Glass Clear Glass

Regency



Clear Glass Clear Glass Clear Glass

Colonial



Stable Diamond



Clear Glass Clear Glass Clear Glass

English Cottage



Clear Glass Clear Glass Square Lead

Virginia



Clear Glass Clear Glass

Carolina



Clear Glass Clear Glass Clear Glass

Cottage Spy View



Clear Glass Clear Glass Clear Glass

Cottage View Light



Clear Glass Clear Glass Clear Glass

Classic French Door



Clear Glass Clear Glass

Vogue French Door



Clear Glass Clear Glass

Create an Entrance with 3D Glass

Unique and exclusive to Rockdoor, our popular 3D glass designs will create an instant talking point with everyone knocking at your door and give your home real kerb appeal.



Clear (inward or outward) gaps. These designs feature opposite sandblasted effects on the front or rear piece of glass for the ultimate 3D effect.

Styles available with this effect are:

- Vogue Cube (inward effect)
- Vogue Optima (outward effect)
- Vogue Archer (inward effect)
- Vermont Continuity (inward effect)



Obscure. The beauty of 3D effect glass, but with a little more privacy. These designs feature a clever use of sandblasted and sandstone glass which work together perfectly to provide stunning effects combined with privacy.

Styles available with this effect are:

- Vogue Haze
- Vogue Shade
- Vermont Haze
- Vermont Shade

Unique and Exclusive to Rockdoor

Obscure Backing Glass



Woodland



Sandstone




Honeycomb



Glacier



Gluechip (Gluechip is a bespoke random pattern) (extra cost option)



Misted (extra cost option)

Choosing an obscure backing glass in replacement of clear glass will reduce the Door Energy Rating - we recommend all designs featuring Gluechip glass are backed using clear glass to enable us to use a specially coated glass (these designs are indicated with an * between pages 52 - 57). Alternatively, if you would like a different backing glass, the above options are available.

Additional Designs

We are pleased to offer the following glass options to help you match certain property types or existing window patterns.


Georgian Bar is only available in Windsor, Jacobean, Kentucky, Portland and Stable View Light in White, Light Oak or Woodgrain. Georgian Bar reduces the Door Energy Rating.



Georgian Bar



Diamond Lead



Square Lead

Standard Furniture Options

All furniture options on this page are available in Polished Chrome, Graphite, Polished Gold or Midnight Black unless otherwise stated.



Lever/Lever
(Standard Handle)



Lever/Pad
(Exterior only)



Wrought Iron
(Black only)



Victorian Centre Knob
(Available in Chrome, Graphite and Gold)



Urn Knocker



Urn Knocker with spy hole



Architectural Knocker




Letterplate



Numerals



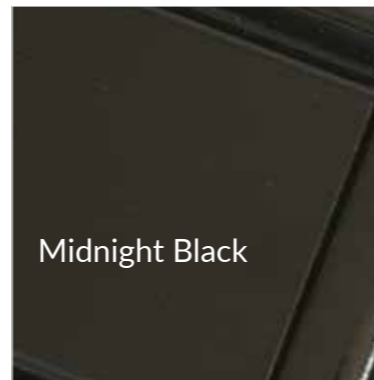
Polished Chrome



Graphite



Polished Gold



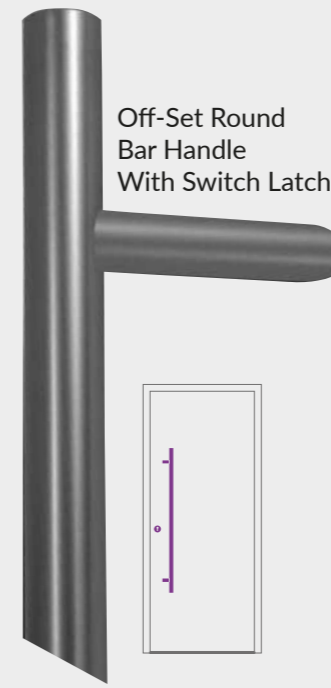

Midnight Black

Stainless Steel Furniture Options

All furniture options on this page are made from marine grade stainless steel. Each door that features stainless steel furniture will come with a cleaning solution to help you maintain the appearance of this natural material.




Round Bar Handle With Switch Latch



Off-Set Round Bar Handle With Switch Latch



Square Bar Handle With Switch Latch



Off-Set Square Bar Handle With Switch Latch



SWITCH^{LATCH}
The best of both worlds

Switch Latch allows you to set your lock so the latch can secure the door in place when opening and closing should you wish it to do so (in a similar way to how a split spindle or night latch operates), or alternatively you can set it so it can open and close freely like a roller latch.

Stainless steel bar handles are available in the Dakota, Indiana, Vermont and Vogue. Indiana and Vermont door styles have minimum width size restrictions.



Lever/Lever



Rose Handle



Round Centre Knob



Square Centre Knob



Contemporary Knocker



Escutcheon



Contemporary Numerals




Letterplate

Why would I need extra security on a Rockdoor?

Rockdoors are designed to be strong and secure, but sometimes where a door is installed in an isolated location where the door could be subjected to a prolonged attack, extra security might be required to provide additional strength to your door.



Extra Hooks
You can choose to have four sintered steel hook locks rather than the standard two.



Security Mesh
Steel security mesh which is enclosed within the door makes the sash 4 times stronger.




Security Chain
These provide both an extra level of security but also a way to discreetly check who is at the door without opening fully.



Night Latch
Night latches do not secure the door alone, but can be used to add extra security when used in conjunction with Rockdoor lock mechanisms. Night latches should not be used alone to secure the door.



Secured by Design
Please speak to your installer about this Police backed initiative.



Laminated Glass
It's rare for door glass to be smashed, but if you feel vulnerable, please choose laminated glass which is two pieces of glass with a plastic inner film. Like a car windscreen.

70% of burglaries are through a front or back door. But, not through a Rockdoor.




Not all doors are made equal.

Colour, inside & out

Rockdoors are available in 13 colours so you can choose what's right for you. Each colour features a delicate wood effect grain to make it look like a timber door.

As Rockdoors are 'made to order', not 'cut to size', all colours are available inside and out. Please check our colour swatch before ordering or use our door visualizer at [Rockdoor.com](https://www.rockdoor.com).

Colour Options



Coloured Drip Bars

Choose a colour matched Drip Bar to complement the colour of your door.

Not all doors are made equal.


Energy Ratings

Guide to Energy Ratings

Rockdoor offer the widest range of A++ energy rated doors available. Energy ratings vary depending on the door style, back glass and threshold you choose.

Backing glass

Backing glass makes a difference to your door's energy rating. A clear backing glass (Low E) allows us to use a special coating which ensures minimum heat loss but maximum solar gain, whereas patterned backing glass means we can't. Please speak to your installer to discuss which is right for you.



Thresholds

Threshold options are important for both practicality and energy ratings. Low thresholds are great for prams and wheelchair access but offer lower levels of thermal performance than Slim or Full PVC-U thresholds. Please speak to your installer for more information.



Aluminium Threshold



Slim PVC-U Threshold



Full PVC-U Threshold

Door Styles

Arcacia		
	PVC-U Threshold	Aluminium Threshold
NO Glass design	A++	A+
Glass design clear backing glass	A++	A+
Glass design obscure backing glass	A	A

Carolina		
	PVC-U Threshold	Aluminium Threshold
NO Glass design	A++	A++
Glass design clear backing glass	A++	A++
Glass design obscure backing glass	A	A

Classic		
	PVC-U Threshold	Aluminium Threshold
NO Glass design	A+	A
Glass design clear backing glass	A+	A
Glass design obscure backing glass	A	A

Colonial		
	PVC-U Threshold	Aluminium Threshold
NO Glass	A++	A++
U-Value of 0.89 W/m²K with a low ali threshold		

Cottage Spy View		
	PVC-U Threshold	Aluminium Threshold
NO Glass design	A++	A++
Glass design clear backing glass	A++	A++
Glass design obscure backing glass	A	A

Cottage View light		
	PVC-U Threshold	Aluminium Threshold
NO Glass design	A++	A+
Glass design clear backing glass	A++	A+
Glass design obscure backing glass	A	A

Dakota		
	PVC-U Threshold	Aluminium Threshold
NO Glass	A++	A++
U-Value of 0.89 W/m²K with a low ali threshold		

English Cottage		
	PVC-U Threshold	Aluminium Threshold
NO Glass design	A++	A++
Glass design clear backing glass	A++	A++
Glass design obscure backing glass	A	A

Georgia		
	PVC-U Threshold	Aluminium Threshold
NO Glass design	A+	A
Glass design clear backing glass	A+	A
Glass design obscure backing glass	A	A

Illinois		
	PVC-U Threshold	Aluminium Threshold
NO Glass design	A++	A+
Glass design clear backing glass	A++	A+
Glass design obscure backing glass	A	A

Indiana		
	PVC-U Threshold	Aluminium Threshold
NO Glass	A++	A++
U-Value of 0.89 W/m²K with a low ali threshold		

Jacobean		
	PVC-U Threshold	Aluminium Threshold
NO Glass design	A++	A+
Glass design clear backing glass	A++	A+
Glass design obscure backing glass	A	A

Kentucky		
	PVC-U Threshold	Aluminium Threshold
NO Glass design	A+	A
Glass design clear backing glass	A+	A
Glass design obscure backing glass	A	A

Montana		
	PVC-U Threshold	Aluminium Threshold
NO Glass design	A++	A+
Glass design clear backing glass	A++	A+
Glass design obscure backing glass	A	A

Newark		
	PVC-U Threshold	Aluminium Threshold
NO Glass design	A++	A+
Glass design clear backing glass	A++	A+
Glass design obscure backing glass	A	A

Portland		
	PVC-U Threshold	Aluminium Threshold
NO Glass design	A+	A
Glass design clear backing glass	A+	A
Glass design obscure backing glass	A	A

Regency		
	PVC-U Threshold	Aluminium Threshold
NO Glass design	A++	A++
Glass design clear backing glass	A++	A++
Glass design obscure backing glass	A	A

Stable Diamond		
	PVC-U Threshold	Aluminium Threshold
NO Glass design	A++	A+

Stable Spy View		
	PVC-U Threshold	Aluminium Threshold
NO Glass design	A++	A+

Stable View Light		
	PVC-U Threshold	Aluminium Threshold
NO Glass design	A++	A+

Tennessee		
	PVC-U Threshold	Aluminium Threshold
NO Glass design	A++	A+
Glass design clear backing glass	A++	A+
Glass design obscure backing glass	A	A

Vermont		
	PVC-U Threshold	Aluminium Threshold
NO Glass design	A++	A+
Glass design clear backing glass	A++	A+
Glass design obscure backing glass	A	A

Virginia		
	PVC-U Threshold	Aluminium Threshold
NO Glass design	A+	A
Glass design clear backing glass	A+	A
Glass design obscure backing glass	A	A

Vogue		
	PVC-U Threshold	Aluminium Threshold
NO Glass design	A+	A
Glass design clear backing glass	A+	A
Glass design obscure backing glass	A	A

Windsor		
	PVC-U Threshold	Aluminium Threshold
NO Glass design	A+	A
Glass design clear backing glass	A+	A
Glass design obscure backing glass	A	A

Classic French Door		
	PVC-U Threshold	Aluminium Threshold
NO Glass design	1.3 w/m²k	1.4 w/m²k

Vogue French Door		
	PVC-U Threshold	Aluminium Threshold
NO Glass design	1.3 w/m²k	1.4 w/m²k



rockdoor.com



**MADE IN
BRITAIN**

All photographs, colours, and images are to be considered representative of the actual products. We reserve the right to change specifications at any time. Please check energy ratings before ordering. All images copyright to Rockdoor Ltd. Rockdoor is a registered trademark. January 2019

PROTECTING
HOMES SINCE
1997